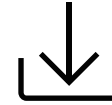


OPENRUN S803

User Guide



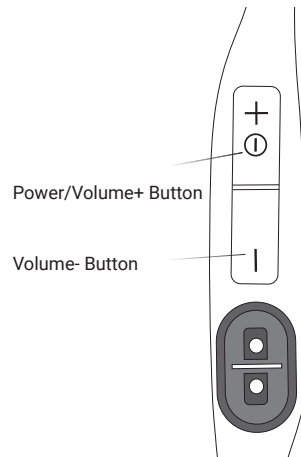
Please refer to the following
for more details



userguide.shokz.net/openrun

8000500140 (A0)

ON/OFF



Turn on the headphones

Press and hold the Power/Volume+ Button for 2 seconds until the LED Indicator flashes blue.

Turn off the headphones

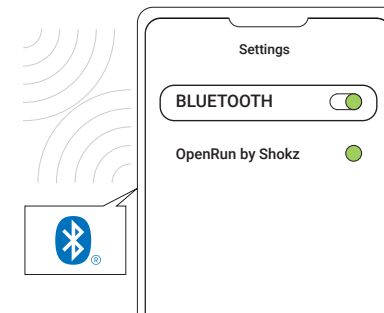
Press and hold the Power/Volume+ Button for 3 seconds until the LED Indicator flashes red.

Pairing ①



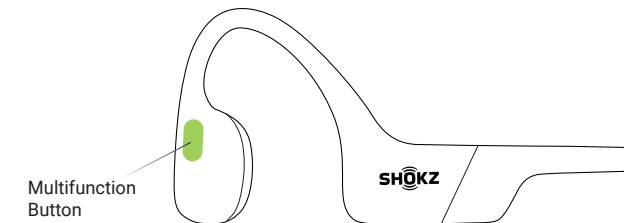
1. Start with OpenRun turned **off**.
2. Press and **hold** the **Volume+** Button for **5 seconds** or until the LED Indicator **flashes red and blue**.

Pairing ②



3. Open your device's **Bluetooth** settings and select "**OpenRun by Shokz.**" Audrey will say "connected."

Multifunction Button



- ▶|| Play/pause music ●
Click once
- ⏮ Next song ●●
Double-click while music is playing
- ⏪ Previous song ●●●
Triple-click while music is playing
- ☎ Answer call ●
Click once
- 📞 End call ●
Click once

